

Lichttechnischer Prüfbefund

Familie
Floodlight FL11

Bestell-Nr.: 5XA779524A01BA
EAN: 4058352574218

LP-Nummer
59255_94



Ausführung Bügel gekröpft
Optik asymmetrisch strahlend PL43
Abdeckung Einscheibensicherheitsglas (ESG)
Bestückung LED 5700 K | CRI ≥ 90
Betriebsgerät EVG-DMX
Bemessungswerte Ta = 10 °C
Nettolichtstrom = 108940 lm
Systemleistung = 1020.5 W
Lichtausbeute = 106.8 lm/W

Seriendokumentation
13.09.2023

sitEco

Lichtstärke in cd/klm

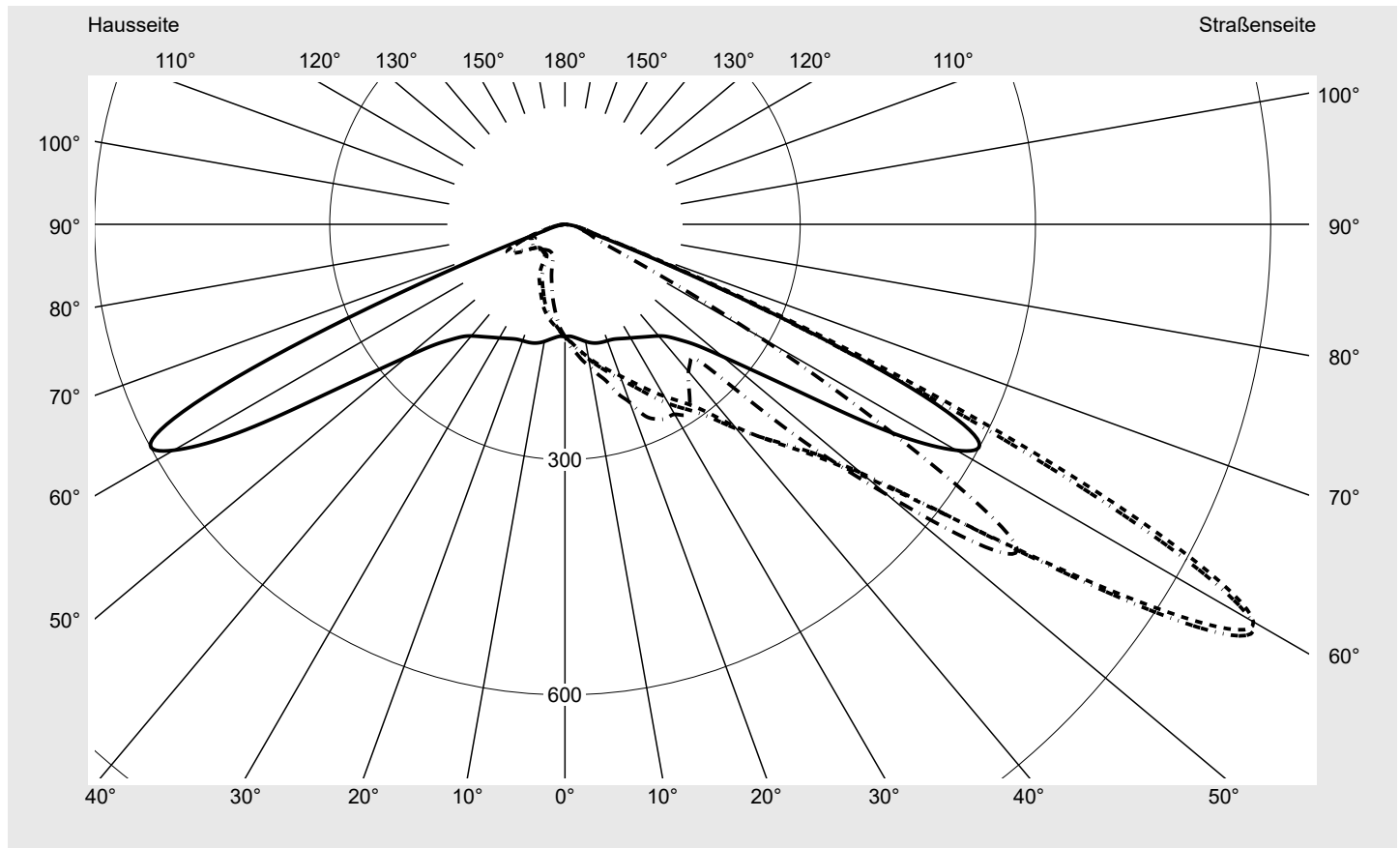
C180-0

C215-35

C220-40

C270-90

Imax: 1014 cd/klm



Leuchtenbetriebswirkungsgrade

Eta	100.0%
Eta 0° - 90°	100.0%
Eta 90° - 180°	0.0%

Lichtstärkeklasse nach EN13201-2

Klasse:	G6
Imax 70°	89.4
Imax 80°	14.1
Imax 90°	0.0
Imax >90°	0.0
Imax >95°	0.0

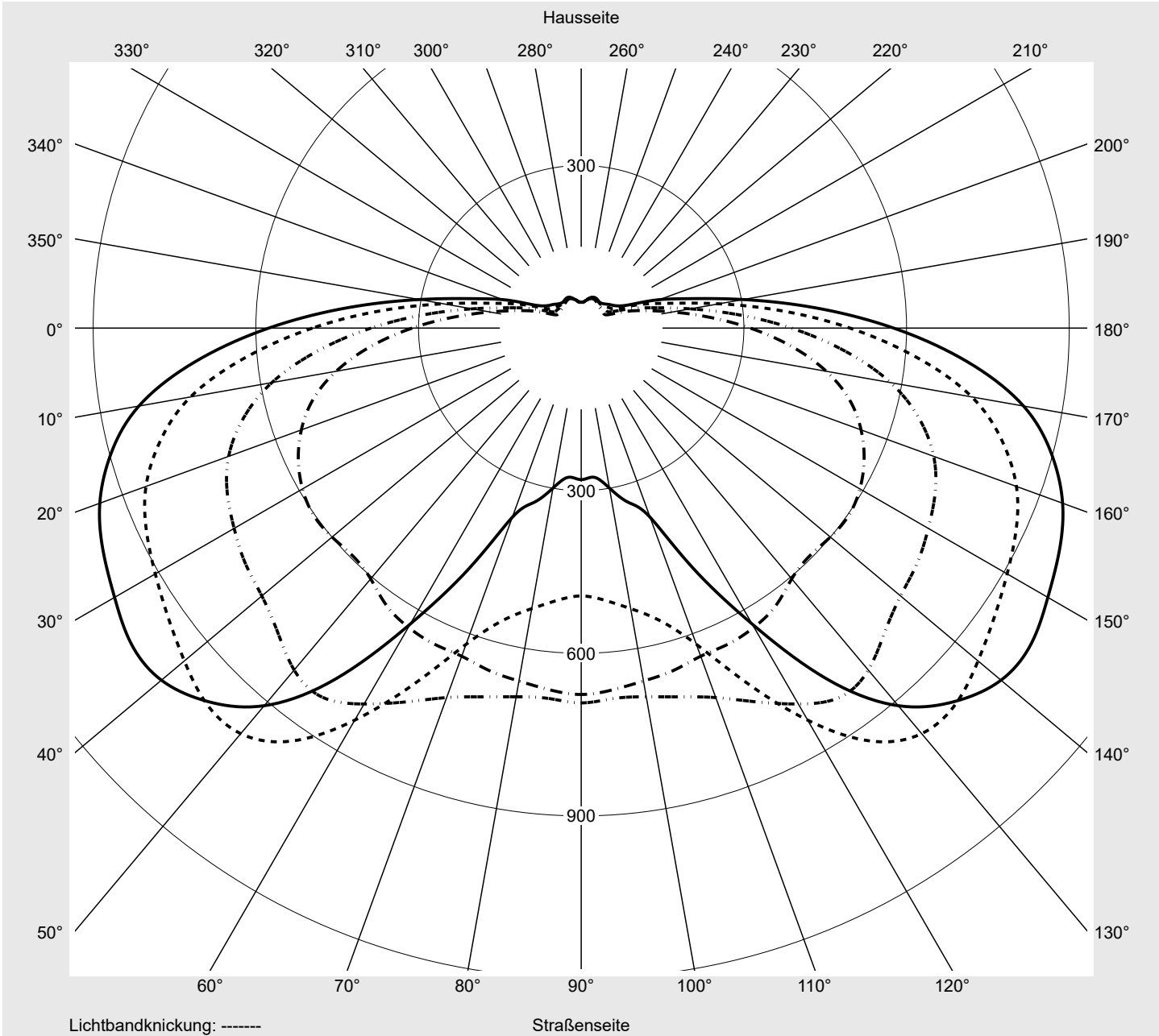
Messbedingungen

DIN EN 13032 und DIN 5032

Lichttechnischer Prüfbefund

Familie Floodlight FL11	Bestell-Nr.: 5XA779524A01BA EAN: 4058352574218	LP-Nummer 59255_94
-----------------------------------	---	------------------------------

Kegelmantelkurven in cd/klm **KMK 60°** **KMK 57.5°** **KMK 55°** **KMK 52.5°** **siteco**



Lichttechnischer Prüfbefund

Familie Floodlight FL11	Bestell-Nr.: 5XA779524A01BA EAN: 4058352574218	LP-Nummer 59255_94
Wertetabelle Lichtstärkemessung		Maximale Lichtstärke
		siteco

C- Ebenen	0° 180°	5° 175°	10° 170°	15° 165°	20° 160°	25° 155°	30° 150°	35° 145°	40° 140°	45° 135°	50° 130°	55° 125°	60° 120°
γ	Lichtstärke in cd/klm												
0,0°	143.1	143.1	143.1	143.1	143.1	143.1	143.1	143.1	143.1	143.1	143.1	143.1	143.1
2,5°	142.9	143.9	144.8	145.7	146.5	147.4	148.2	149.1	149.9	150.6	151.2	151.8	152.3
5,0°	144.9	146.9	148.7	150.4	152.0	153.6	155.1	156.5	157.9	159.1	160.2	161.1	162.0
7,5°	148.0	151.0	153.7	156.1	158.4	160.5	162.5	164.4	166.1	167.6	168.9	170.1	171.2
10,0°	151.7	155.4	158.9	162.0	165.0	167.6	170.2	172.4	174.4	176.2	177.7	179.0	180.2
12,5°	154.7	159.5	163.8	167.7	171.3	174.7	177.8	180.7	183.1	185.3	187.1	188.7	190.0
15,0°	156.7	162.6	167.7	172.5	177.0	181.1	185.0	188.6	191.7	194.7	197.0	199.0	200.6
17,5°	157.5	164.7	170.9	176.9	182.3	187.5	192.3	196.9	201.2	205.1	208.1	210.4	212.3
20,0°	158.0	166.4	174.1	181.2	187.6	193.7	199.7	205.6	210.9	215.7	219.5	222.6	224.9
22,5°	158.8	169.1	178.2	186.4	193.8	201.3	208.7	215.7	222.1	227.9	232.8	236.7	239.4
25,0°	161.0	172.9	183.6	192.8	201.4	210.3	219.0	227.2	235.0	242.1	248.4	252.9	255.5
27,5°	164.0	177.9	190.2	200.8	210.8	220.9	230.8	240.1	249.6	258.9	266.7	271.6	274.1
30,0°	167.3	183.6	197.7	210.1	221.6	233.0	243.2	253.1	264.0	275.8	285.7	290.4	291.6
32,5°	171.0	190.2	206.5	220.9	234.2	246.5	256.7	266.3	277.7	292.6	306.8	311.8	311.1
35,0°	175.3	198.1	217.4	234.2	248.9	261.9	272.5	282.1	292.5	310.1	329.7	338.3	329.2
37,5°	180.1	207.4	231.0	251.1	267.7	282.3	294.5	304.6	313.4	328.5	347.1	352.7	335.7
40,0°	185.8	218.1	247.2	272.7	294.1	312.4	326.8	335.8	340.4	346.8	349.1	341.7	324.5
42,5°	194.4	231.1	264.5	293.9	318.8	340.3	358.0	367.5	367.4	362.7	347.8	333.1	315.3
45,0°	208.8	252.0	289.7	323.2	350.1	372.9	391.8	400.4	396.3	381.6	359.9	338.1	317.3
47,5°	228.7	279.7	323.7	362.0	390.8	415.4	433.5	440.4	433.3	412.3	386.3	360.1	339.7
50,0°	262.1	323.3	377.5	421.9	451.7	478.4	495.9	502.0	493.9	473.6	454.2	442.5	447.2
52,5°	311.6	389.8	459.0	512.6	549.2	575.7	593.4	602.3	599.8	595.1	604.0	625.4	637.4
55,0°	387.6	488.7	579.3	645.4	691.8	720.2	739.1	756.3	768.8	792.2	823.6	831.7	800.8
57,5°	495.6	621.2	731.6	803.6	854.2	884.7	907.0	930.0	955.3	978.4	976.7	930.0	835.3
60,0°	576.2	715.2	828.3	898.1	944.8	972.9	993.7	1013.7	1010.7	974.2	909.5	790.8	630.4
62,5°	592.9	727.4	825.0	876.4	896.4	889.7	870.3	850.6	803.3	719.6	609.3	480.0	362.1
65,0°	464.2	556.2	615.7	640.1	640.1	611.8	577.6	540.6	475.6	401.1	332.2	269.0	199.4
67,5°	219.4	259.3	280.7	290.7	290.6	278.5	262.5	245.2	217.7	187.4	151.8	117.9	93.3
70,0°	69.1	77.8	79.1	84.1	88.4	89.4	88.9	87.7	83.0	72.0	67.0	63.6	59.1
72,5°	27.4	25.1	24.9	25.9	29.3	31.6	33.2	36.7	39.1	42.1	45.9	45.5	43.0
75,0°	19.3	22.1	21.1	21.6	22.4	23.6	24.8	28.2	29.4	29.9	30.9	31.4	32.0
77,5°	17.0	19.2	16.3	16.4	17.7	17.6	18.3	19.7	20.2	19.8	20.5	21.6	22.2
80,0°	13.2	12.3	11.3	11.3	11.9	12.5	12.2	12.9	13.5	13.7	13.5	13.6	14.1
82,5°	7.4	8.1	6.7	6.7	7.0	7.5	7.8	7.7	8.1	8.6	8.1	7.7	7.8
85,0°	3.4	3.7	3.4	3.4	3.5	3.7	3.8	3.7	3.5	3.3	3.2	3.0	2.8
87,5°	1.5	1.5	1.5	1.5	1.4	1.4	1.3	1.2	1.1	1.1	1.0	1.0	0.9
90,0°	0.0	0.0	0.0	0.0	0.0	0.0	0.0	0.0	0.0	0.0	0.0	0.0	0.0

Lichttechnischer Prüfbefund

Familie Floodlight FL11	Bestell-Nr.: 5XA779524A01BA EAN: 4058352574218	LP-Nummer 59255_94
Wertetabelle Lichtstärkemessung		Maximale Lichtstärke
		siteco

C- Ebenen	65° 115°	70° 110°	75° 105°	80° 100°	85° 95°	90°	185° 355°	190° 350°	195° 345°	200° 340°	205° 335°	210° 330°	215° 325°
γ	Lichtstärke in cd/klm												
0,0°	143.1	143.1	143.1	143.1	143.1	143.1	143.1	143.1	143.1	143.1	143.1	143.1	143.1
2,5°	152.8	153.2	153.5	153.9	154.0	155.9	142.1	141.2	140.4	139.5	138.6	138.0	137.3
5,0°	162.9	163.6	164.2	164.6	165.0	164.9	143.1	141.2	139.2	137.2	135.1	133.3	131.4
7,5°	172.2	173.1	173.8	174.4	174.8	175.5	145.2	142.2	139.1	135.9	132.6	129.5	126.4
10,0°	181.3	182.3	183.2	184.0	184.6	184.6	147.7	143.6	139.3	134.8	130.1	125.5	121.0
12,5°	191.2	192.4	193.5	194.6	195.5	196.3	149.6	144.3	138.6	132.8	126.6	120.6	114.6
15,0°	202.0	203.2	204.7	206.4	208.0	208.1	150.3	143.7	136.6	129.3	121.9	114.6	107.5
17,5°	213.9	215.4	217.2	219.9	223.2	227.2	149.8	141.6	133.0	124.4	115.7	107.2	99.0
20,0°	226.7	228.1	229.9	233.3	239.2	241.5	148.7	138.9	128.9	119.1	109.2	99.6	91.0
22,5°	240.9	241.5	242.5	246.0	255.1	263.4	147.8	136.4	124.7	113.4	102.6	92.6	83.7
25,0°	255.8	254.6	254.0	256.8	267.6	273.9	148.0	134.6	120.9	108.2	96.6	86.5	77.6
27,5°	273.1	269.4	266.6	268.3	277.4	279.1	148.7	133.0	117.5	103.7	91.7	81.3	69.7
30,0°	289.4	282.9	277.8	279.5	285.6	279.7	149.5	131.8	114.9	100.4	88.0	76.2	56.2
32,5°	305.9	292.4	283.0	283.6	289.7	287.9	150.6	130.6	112.8	97.9	85.2	66.0	47.8
35,0°	316.5	296.5	283.1	282.2	281.5	277.6	151.5	129.5	110.7	95.5	80.4	53.8	45.7
37,5°	316.2	292.2	277.5	272.6	263.8	259.3	152.7	128.4	108.8	93.3	68.2	47.4	44.9
40,0°	303.9	282.2	265.9	254.6	246.7	245.1	154.4	127.8	107.0	90.5	55.0	46.1	44.5
42,5°	295.7	274.4	258.9	245.8	239.0	236.8	158.1	128.3	105.5	85.4	50.5	45.7	44.2
45,0°	297.3	277.2	268.1	262.3	262.2	258.5	166.4	131.4	105.4	82.0	49.7	45.5	44.0
47,5°	333.3	335.8	347.5	361.9	374.5	398.4	179.8	138.4	107.5	81.1	49.8	45.3	44.1
50,0°	468.9	489.5	511.2	527.6	540.9	537.6	201.8	151.4	113.3	83.2	52.3	46.0	45.8
52,5°	642.9	644.3	654.3	661.3	669.9	676.0	234.9	171.2	124.2	90.9	60.5	50.1	49.4
55,0°	760.8	725.5	704.3	690.7	686.0	691.6	288.2	204.3	144.7	107.5	76.7	59.8	56.0
57,5°	722.1	621.0	558.4	525.6	504.2	494.2	369.5	257.9	177.1	131.0	94.6	71.6	64.6
60,0°	489.5	371.4	332.4	299.7	276.3	279.6	432.0	303.4	209.9	153.4	104.4	81.9	72.9
62,5°	282.9	220.3	166.1	126.6	104.6	96.1	449.0	316.9	223.7	160.1	112.9	89.4	79.4
65,0°	148.0	114.0	58.9	43.7	40.2	43.4	342.5	250.4	185.5	134.8	106.2	89.3	81.1
67,5°	77.2	65.3	45.2	41.1	38.0	35.0	129.5	94.9	102.2	86.6	76.6	72.0	70.8
70,0°	51.1	44.0	36.2	32.4	29.2	27.4	36.8	28.8	35.3	44.3	45.7	48.9	53.0
72,5°	39.9	35.0	29.9	26.7	24.1	21.3	23.1	22.1	22.7	27.5	28.7	31.7	36.5
75,0°	31.1	28.4	24.3	21.0	20.0	18.3	19.1	17.4	18.1	20.3	20.7	22.9	26.7
77,5°	22.1	20.1	17.8	16.1	15.3	13.4	17.5	14.7	13.9	14.9	14.9	16.3	18.5
80,0°	13.8	12.8	11.5	10.5	9.6	9.3	12.4	11.3	9.6	10.6	10.2	10.7	11.6
82,5°	7.4	6.9	6.4	5.8	5.4	5.2	6.8	10.0	6.2	6.9	6.3	6.1	6.5
85,0°	2.5	2.4	2.2	2.1	2.0	2.2	3.2	5.6	3.4	3.2	2.9	2.8	2.8
87,5°	0.9	0.9	0.8	0.8	0.8	0.8	1.5	1.7	1.5	1.4	1.4	1.3	1.3
90,0°	0.0	0.0	0.0	0.0	0.0	0.0	0.0	0.0	0.0	0.0	0.0	0.0	0.0

Lichttechnischer Prüfbefund

Familie Floodlight FL11	Bestell-Nr.: 5XA779524A01BA EAN: 4058352574218	LP-Nummer 59255_94
Wertetabelle Lichtstärkemessung		Maximale Lichtstärke
		siteco

C- Ebenen	220° 320°	225° 315°	230° 310°	235° 305°	240° 300°	245° 295°	250° 290°	255° 285°	260° 280°	265° 275°	270°	Phi-Zone	Summe Phi-Zone
γ	Lichtstärke in cd/klm											Lichtstrom in lm/klm	
0,0°	143.1	143.1	143.1	143.1	143.1	143.1	143.1	143.1	143.1	143.1	143.1	0.2	0.2
2,5°	136.6	135.9	135.3	134.8	134.4	134.0	133.6	133.4	133.3	132.9	133.0	1.7	1.9
5,0°	129.6	128.0	126.3	125.0	123.7	122.5	121.5	120.8	120.2	119.7	119.6	3.4	5.4
7,5°	123.3	120.3	117.4	114.9	112.5	110.5	108.8	107.4	106.5	105.8	105.5	5.2	10.5
10,0°	116.5	112.2	108.2	104.6	101.4	98.6	96.3	94.5	93.1	92.2	91.8	6.9	17.4
12,5°	109.0	103.7	98.5	93.9	89.7	86.1	83.1	80.9	79.2	78.2	77.8	8.6	26.0
15,0°	100.6	94.1	88.2	83.0	78.6	74.9	71.8	69.4	67.8	66.8	66.4	10.3	36.3
17,5°	91.4	84.4	78.4	73.2	68.5	64.2	60.4	57.5	55.4	54.2	53.8	12.0	48.3
20,0°	83.4	76.3	69.2	61.4	54.6	49.9	47.0	45.4	44.3	43.8	43.6	13.7	62.1
22,5°	75.9	66.6	55.9	48.6	45.4	43.9	42.9	42.2	41.6	41.2	41.1	15.6	77.7
25,0°	67.6	55.0	47.3	44.6	43.4	42.5	41.6	41.0	40.5	40.1	40.1	17.6	95.3
27,5°	54.3	46.4	44.3	43.3	42.5	41.8	41.1	40.4	39.9	39.6	39.5	19.9	115.2
30,0°	46.4	44.5	43.5	42.8	42.2	41.5	40.7	40.1	39.6	39.3	39.2	22.2	137.4
32,5°	44.9	43.8	43.2	42.6	42.0	41.5	40.9	40.3	39.8	39.5	39.4	24.6	162.0
35,0°	44.2	43.5	42.9	42.6	42.4	42.1	41.7	41.2	40.6	40.2	40.0	27.1	189.1
37,5°	43.9	43.0	42.7	42.9	43.1	43.2	42.9	42.2	41.6	41.0	40.8	29.4	218.5
40,0°	43.4	42.8	42.9	43.6	44.2	44.5	44.4	43.9	43.1	42.4	42.1	31.6	250.0
42,5°	43.2	42.9	43.5	44.4	45.6	46.5	46.7	46.1	45.1	43.9	43.5	34.0	284.1
45,0°	43.3	43.7	44.5	46.0	47.7	49.2	49.6	48.7	47.2	45.6	45.0	37.6	321.7
47,5°	44.2	44.8	46.1	48.1	50.5	52.3	52.6	51.2	49.1	47.0	46.1	44.4	366.1
50,0°	46.5	47.2	48.6	50.8	53.4	55.3	55.6	53.6	50.8	48.1	47.2	56.3	422.5
52,5°	50.3	50.3	51.3	53.4	55.9	57.8	57.8	55.3	51.8	48.7	47.8	72.5	495.0
55,0°	55.0	53.7	53.6	55.3	57.9	59.7	59.4	56.4	52.4	48.8	47.9	90.1	585.1
57,5°	61.0	58.0	56.6	57.3	59.6	61.2	60.5	57.1	52.7	48.9	48.1	101.8	686.9
60,0°	67.7	62.8	59.5	58.6	60.4	61.7	60.4	56.5	51.8	47.9	47.7	99.8	786.7
62,5°	72.9	67.0	61.6	59.1	59.7	60.3	58.2	54.1	50.0	46.9	47.9	84.4	871.1
65,0°	73.6	67.7	61.5	57.3	56.5	56.3	53.4	49.3	45.7	42.4	42.1	58.8	930.0
67,5°	67.4	62.8	56.7	52.6	50.6	48.8	45.7	41.6	37.8	38.1	46.3	30.5	960.5
70,0°	54.3	52.8	48.6	44.1	42.4	41.2	38.7	34.9	31.4	31.5	46.2	14.0	974.4
72,5°	40.1	39.7	38.0	36.1	34.7	33.6	31.1	27.7	24.6	23.9	28.3	8.4	982.8
75,0°	29.2	30.2	29.5	28.2	27.4	25.9	23.6	20.3	18.0	17.6	18.4	6.4	989.2
77,5°	20.4	21.5	20.3	19.1	18.9	18.8	17.2	14.5	12.8	11.7	11.4	4.7	994.0
80,0°	12.4	13.0	12.8	12.0	11.3	10.7	9.7	8.7	7.8	7.1	6.9	3.1	997.1
82,5°	6.7	6.9	6.9	6.2	5.8	5.6	5.1	4.6	4.1	3.8	3.7	1.8	998.9
85,0°	3.0	2.8	2.6	2.4	2.1	1.9	1.8	1.8	1.7	1.7	1.7	0.8	999.7
87,5°	1.3	1.2	1.2	1.2	1.2	1.1	1.1	1.1	1.0	1.0	1.0	0.3	1000.0
90,0°	0.0	0.0	0.0	0.0	0.0	0.0	0.0	0.0	0.0	0.0	0.0	0.0	1000.0

Lichttechnischer Prüfbefund

Familie
Floodlight FL11

Bestell-Nr.: 5XA779524A01BA
EAN: 4058352574218

LP-Nummer
59255_94

Dimmstufen-Tabelle

Umgebungstemperatur: 10°C

siteco

Lichtstrom [%]	Dimmstufe linear	Lichtstrom [lm]	Systemleistung [W]
100	255	108940	1020.5
95	238	103510	949.9
90	222	98159	883.5
85	207	92435	822.1
80	192	87086	761.4
75	178	81797	704.6
70	164	76217	649.0
65	152	70870	600.1
60	136	65349	536.2
55	124	60039	488.9
50	111	54333	437.8
45	99	48884	390.7
40	87	43521	343.0
35	76	38152	300.2
30	63	32556	249.8
25	53	27318	211.8
20	42	21999	170.1
15	31	16538	128.5
10	20	11008	87.1
5	10	5692	49.8
2	3	1983	22.2


Dimmstufen-Tabelle

Umgebungstemperatur: 25°C

Lichtstrom [%]	Dimmstufe linear	Lichtstrom [lm]	Systemleistung [W]
100	----	----	----
99	252	104725	1000.4
95	237	100144	938.4
90	220	94856	868.5
85	206	89705	811.4
80	190	84296	746.8
75	176	79216	690.6
70	162	73723	635.1
65	150	68703	586.1
60	134	63411	523.4
55	122	58040	476.5
50	110	52985	429.6
45	98	47636	383.0
40	85	41996	331.7
35	75	37110	293.2
30	62	31520	243.4
25	52	26521	205.7
20	41	21266	164.5
15	30	15782	123.8
10	19	10323	82.5
5	9	5154	45.4
2	3	1967	21.9

Lichttechnischer Prüfbefund

Familie Floodlight FL11	Bestell-Nr.: 5XA779524A01BA EAN: 4058352574218	LP-Nummer 59255_94
-----------------------------------	---	-------------------------------------

Lichtstrom-Tabelle 

Temperatur °C	Lichtstrom lm	Systemleistung W
10.0	108940.0	1020.5
25.0	105540.0	1012.8